

**7c a d`Yh]cbg`C jYf j]Yk**

Welcome to the IPEDS Completions survey component. The Completions component is one of several IPEDS components that is conducted during the Fall data collection period. It collects the number of degrees and certificates awarded by field of study, level of award, race/ethnicity, and gender. The reporting period for the Completions component is during the 12-month time period beginning July 1 of the previous calendar year and ending June 30 of the current calendar year; therefore, for this year's Completions component, the reporting period is between July 1, 2016 and June 30, 2017. The Completions component is also collecting the number of students (e.g., completers) who earned awards between July 1, 2016 and June 30, 2017.

**Completions Common Errors**

Some common completions component errors include the following:

- Including award levels on your current year Completions that were not reported on your previous year's (PY) Institutional Characteristics (IC). [Award levels in the PY IC component cannot be changed; therefore, contact the IPEDS Help Desk at 1-877-225-2568 if you need assistance.]
- Forgetting to select CIP codes for new programs of study that are offered by the institution, but do not have completions for the reporting period.
- Forgetting to enter in zero in at least one of the cells for CIP codes that do not have completions.

**Recent Changes**

- The following question on **X]ghUbWY`YX i WUh]cb** has been added to the bottom of each individual "CIP Data" screen: "Is this program offered as a distance education program?"
- The following two screens, which collect data specifically on students were added to this component, beginning in the 2012-13 survey year:
  - **"5`7c a d`YhYfg"** - Collects the number of students who earned an award between July 1, 2016 and June 30, 2017 by gender and race/ethnicity. (The intent of this screen is to collect an **i bX i d`]WUhYX`Wc i bh** of total numbers of completers.)
  - **"7c a d`YhYfg`Vm`@YjY"** - Collects the number of students who earned an award between July 1, 2016 and June 30, 2017 by award level and 1) by gender; 2) by race/ethnicity; and 3) by age.
- The definition for Post-baccalaureate Certificate has changed slightly for the 2014-15 collection. The new definition is as follows: **5b`UkUfX`h\Uh`fYe i]fYg`Wc a d`Yh]cb cZ`Ub`cf [Ub]nYX`dfc [fU a`cZ`gh i Xm`VYmcbX`h\Y`VUW\Y`cfig`-h`]g`XYg][bYX`Zcf`dYfgcbg`k`c`\UjY`Wc a d`YhYX`U`VUWWU`U i fYUhY`XY [fYYz`V i h`XcYg`bch` a Yfh`h\Y fYe i]fY a Ybhg`cZ`U` a UghYfig`XY [fYY`**

**BCH9.`9 jYb`h\c i [ \`HYUW\Yf`DfYdUfUh]cb`WYfh]z]WUhY`dfc [fU a g` a Um`fYe i]fY`U`VUW\Y`cfig`XY [fYY`Zcf`UX a]gg]cbz`h\Ym`UfY`Wcbg]XYfYX`g i V!VUWU`U i fYUhY` i bXYf [fUX i UhY`dfc [fU a g`UbX`gh i XYbhg`]b`h\YgY`dfc [fU a g`UfY` i bXYf [fUX i UhY`gh i XYbhg`**

**General Information**

CIP Codes:

The [CIP 2010 Website](#) includes a list of new CIP codes, a list of deleted CIP codes, a list of moved CIP Codes, and an online crosswalk of the 2000 CIP and 2010 CIP.

The [Resources Page](#) of the CIP 2010 website contains many valuable resources including:

- CIP 2010 Manual and copies of previous editions of the CIP Manual
- Crosswalk between the 2000 CIP codes and the 2010 CIP codes in Excel format

Keep in mind that some information provided by institutions on the Completions component appear in the [College Navigator](#), which is a major tool used by consumers searching for information about postsecondary education. It is therefore vitally important that you include accurate information about your institution.

Survey materials can be downloaded using the following link: [Survey Materials](#).

The prior year revision system can be accessed using the following link: [Prior Year Revision System](#)







CIPCODE	Award Level
---------	-------------

Liberal Arts and Sciences/Liberal Studies	
24.0102 General Studies	3 - Associate's degree

--	--

--	--

--	--



--	--

--	--

--	--





CIPCODE	Award Level	Major															
---------	-------------	-------	--	--	--	--	--	--	--	--	--	--	--	--	--	--	--





7c a d`Yh]cbg.`hchU`Vm'Z]fgh' a U^cf

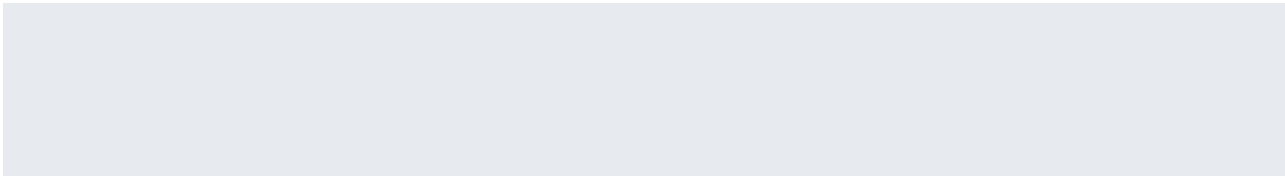





### Completers by Level

Institutions must report the number of students who earned an award by level. This screen will be shown for each of the following consolidated award levels for which there is a reported completion:

- Postsecondary awards, certificates, or diplomas of
  - Less than 900 contact or clock hours, or
  - Less than 30 SEMESTER or TRIMESTER credit hours, or
  - Less than 45 QUARTER credit hours
- Postsecondary awards, certificates, or diplomas of
  - 900 or more contact or clock hours, or
  - 30 or more SEMESTER or TRIMESTER credit hours, or
  - 45 or more QUARTER credit hours
- Associate's degrees
- Bachelor's degrees








<u>American Indian or Alaska Native</u>		11
<u>Asian</u>		8
<u>Black or African American</u>		3
<u>Native Hawaiian or Other Pacific Islander</u>		2
<u>White</u>		151
Two or more races		9
<u>Race and ethnicity unknown</u>		23
<b>HCH5@</b>	237	270
6m' 5 [Y		
Under 18		
18-24		
25-39		
40 and Above		
Age Unknown		
<b>HCH5@</b>	237	270



<u>American Indian or Alaska Native</u>	<input type="text" value="12"/>	13
<u>Asian</u>	<input type="text" value="1"/>	1
<u>Black or African American</u>	<input type="text" value="2"/>	3
<u>Native Hawaiian or Other Pacific Islander</u>	<input type="text" value="3"/>	4
<u>White</u>	<input type="text" value="87"/>	107
Two or more races	<input type="text" value="5"/>	7
<u>Race and ethnicity unknown</u>	<input type="text" value="10"/>	13
<b>HCH5@</b>	171	200
<b>6m' 5 [Y</b>		
Under 18	<input type="text" value="0"/>	
18-24	<input type="text" value="110"/>	
25-39	<input type="text" value="47"/>	
40 and Above	<input type="text" value="14"/>	
Age Unknown	<input type="text" value="0"/>	
<b>HCH5@</b>	171	200







Completers by Level

Institutions must report the number of students who earned an award by level. This screen will be shown for each of the following consolidated award levels for which there is a reported completion:

- Postsecondary awards, certificates, or diplomas of
  - Less than 900 contact or clock hours, or
  - Less than 30 SEMESTER or TRIMESTER credit hours, or
  - Less than 45 QUARTER credit hours
- Postsecondary awards, certificates, or diplomas of
  - 900 or more contact or clock hours, or
  - 30 or more SEMESTER or TRIMESTER credit hours, or
  - 45 or more QUARTER credit hours
- Associate's degrees
- Bachelor's degrees
- Master's degrees
- Doctor's degrees
- Postbaccalaureate and post-master's certificates

6UW\Y'cfiG'XY[fYYg

Number of students by gender, by race and ethnicity, and by age earning this award between July 1, 2016 and June 30, 2017. Each student should be counted once per award level. For example, if a student earned a master's degree and a doctor's degree, he/she should be counted once in master's and once in doctor's. A student earning two master's degrees should be counted only once.

- Report Hispanic/Latino individuals of any race as Hispanic/Latino
- Report race for non-Hispanic/Latino individuals only

Bi a VYf' cZ' Gh i XYbhg

HchU' 5 kUfXg

6m' ; YbXYf

Men	<input type="text" value="25"/>	26
Women	<input type="text" value="50"/>	50
<b>HCH5@</b>	75	76
<b>PY TOTAL</b>	+%	

6m' FUWY#9h \b]W]hm

<u>Nonresident alien</u>	<input type="text" value="1"/>	1
<u>Hispanic/Latino</u>	<input type="text" value="11"/>	12
<u>American Indian or Alaska Native</u>	<input type="text" value="4"/>	4

<u>Asian</u>		1
<u>Black or African American</u>		1
<u>Native Hawaiian or Other Pacific Islander</u>		
<u>White</u>		53
Two or more races		0
<u>Race and ethnicity unknown</u>		4
<b>HCH5@</b>		76
<b>6m'5 [Y]</b>		
Under 18		
18-24		
25-39		
40 and Above		
Age Unknown		
<b>HCH5@</b>	75	76

Prepared by

## Summary

IPEDS collects important information regarding your institution. All data reported in IPEDS survey components become available in the IPEDS Data Center and appear as aggregated data in various Department of Education reports. Additionally, some of the reported data appears specifically for your institution through the College Navigator website and is included in your institution's Data Feedback Report (DFR). The purpose of this summary is to provide you an opportunity to view some of the data that, when accepted through the IPEDS quality control process, will appear on the College Navigator website and/or your DFR. College Navigator is updated approximately three months after the data collection period closes and Data Feedback Reports will be available through the [Data Center](#) and sent to your institution's CEO in November 2017.

Please review your data for accuracy. If you have questions about the data displayed below after reviewing the data reported on the survey screens, please contact the IPEDS Help Desk at: 1-877-225-2568 or [ipedshelp@rti.org](mailto:ipedshelp@rti.org).

## Summary of Completions Data

5 kUfX'@YjY'	B i a VYf' cZ' 7c a d'Yh]cbg	
	%gh' a U'cf	&bX' a U'cf
<u>Postsecondary award, certificate, or diploma (less than 1 academic year)</u>	270	0
<u>Postsecondary award, certificate, or diploma (at least 1 but less than 2 academic years)</u>	200	0
<u>Associate's degree</u>	295	0
<u>Bachelors degree or equivalent</u>	76	0
Total number of degrees and certificates	841	

## Summary of Completers Data

	B i a VYf' cZ' Gh i XYbhg		
	AYb	K c a Yb	HchU'
All Completers	269	426	695

7c a d`Yh]cbg`

; fYUh'6Ug]b'7c`Y[Y'fl%, &'\$\*L

Source	Description	Severity		