

Overview

Finance Overview

Purpose

Resources:

Finance - Public institutions

Reporting Standard

Please indicate which reporting standards are used to prepare your financial statements:

General Information
GASB-Reporting Institutions (aligned form)

1. Fiscal Year Calendar

This report covers financial activities for the 12-month fiscal year:

		<input type="checkbox"/>		<input type="checkbox"/>
		<input type="checkbox"/>		<input type="checkbox"/>

2. Audit Opinion

<input checked="" type="radio"/>		<input type="radio"/>	<input type="radio"/>	<input type="radio"/>
----------------------------------	--	-----------------------	-----------------------	-----------------------

3. Reporting Model

<input checked="" type="radio"/>	
<input type="radio"/>	
<input type="radio"/>	

4. Intercollegiate Athletics

<input type="radio"/>	
<input type="radio"/>	
<input checked="" type="radio"/>	
<input type="radio"/>	


5. Endowment Assets

<input type="radio"/>	
<input checked="" type="radio"/>	

6. Pension

<input type="radio"/>	
<input checked="" type="radio"/>	<input type="radio"/>

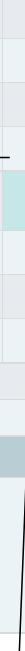
You may use the space below to provide context for the data you've reported above.



Fiscal Year: July 1, 2016 - June 30, 2017

Capital Assets

_____	<input type="text"/>	9,053,000
_____	<input type="text"/>	0
_____	<input type="text"/>	52,786,000
_____	<input type="text"/>	5,555,000
_____	<input type="text"/>	1




Part D - Summary of Changes In Net Position

Fiscal Year: July 1, 2016 - June 30, 2017

If your institution is a parent institution then the amounts reported in Parts A and D should include ALL of your child institutions

institutions	AND all of its child	<input type="text"/>	26,267,000
institutions	AND all of its child	<input type="text"/>	26,242,000
CV			25,000
institutions	AND all of its child	<input type="text"/>	36,269,000
CV			-96,000
institutions (from A18)	AND all of its child		36,198,000

You may use the space below to provide context for the data you've reported above.



Section Header

Text

Text

Text

Text

Text

Text

Text

Text

Text

Text

Text

Text

Text

Text

Text

Text

Text

Text

Text

Text

Text

Text

Text

Text

Text

Text

Text

Text

Text

Text

Text

Text

Text

Text

Text

Text

Text

Text

Text

Text

Text

Text

Text

Text

Text

Text

Text

Text

Text

Text

Text

Text

Text

Text

Text

Text

Text

Text

Text

Text

[Dark Teal Header]			
[Light Teal Header]			
[Light Gray]	[Light Gray]	[Light Gray]	[Light Gray]
[Light Teal]	[Light Teal]	[Light Teal]	[Light Teal]
[Light Gray]	[Light Gray]	[Light Gray]	[Dark Teal]

Part B - Revenues by Source (3)

Fiscal Year: July 1, 2016 - June 30, 2017

Line No.	Source of funds	Current year amount	Prior year amount
	_____	<input type="text"/>	295,000
	_____	<input type="text"/>	0
	_____	<input type="text"/>	0
	CV		0
	CV		295,000
		<input type="text"/>	26,267,000

You may use the space below to provide context for the data you've reported above.

A grid of colored squares arranged in 11 rows and 5 columns. The top row is a solid teal bar. The following 10 rows consist of a grid of squares in various shades of gray and teal. A teal triangle is located at the bottom left, pointing to the right, with its base on the left edge and its tip at the intersection of the second and third columns of the grid.

Teal Bar				
Light Gray	Light Gray	Light Gray	Light Gray	Light Gray
Light Gray	Light Gray	Light Gray	Light Gray	Light Gray
Light Gray	Light Gray	Dark Gray	Light Gray	Dark Gray
Light Gray	Light Gray	Dark Gray	Light Gray	Dark Gray
Light Gray	Light Gray	Dark Gray	Light Gray	Dark Gray
Light Gray	Light Gray	Dark Gray	Light Gray	Dark Gray
Light Gray	Light Gray	Dark Gray	Light Gray	Dark Gray
Light Gray	Light Gray	Dark Gray	Light Gray	Dark Gray
Light Gray	Light Gray	Dark Gray	Light Gray	Dark Gray
Light Gray	Light Gray	Dark Gray	Light Gray	Dark Gray



[Redacted]				
[Redacted]				
[Redacted]	[Redacted]	[Redacted]	[Redacted]	[Redacted]
[Redacted]	[Redacted]	[Redacted]	[Redacted]	[Redacted]
[Redacted]	[Redacted]	[Redacted]	[Redacted]	[Redacted]

Header Row			
Light Blue	Light Blue	Light Blue	Light Blue
Light Blue	Light Blue	Light Blue	Light Blue
Light Blue	Light Blue	Light Blue	Dark Blue
Light Blue	Light Blue	Light Blue	Dark Blue
Light Blue			

Dark teal					
Light teal	Light teal	Light teal	Light teal	Light teal	Light teal
Light teal	Teal	Light teal	Light teal	Light teal	Light teal
Light teal	Grey	Grey	Grey	Grey	Grey
Light teal	Teal	Light teal	Light teal	Light teal	Light teal
Dark teal	Grey	Grey			




Fiscal Year: July 1, 2016 - June 30, 2017

Debt	
	<input type="text"/>
	<input type="text"/>
	<input type="text"/>
	<input type="text"/>
	<input type="text"/>
	<input type="text"/>

You may use the space below to provide context for the data you've reported above.



[Redacted]	
[Redacted]	
[Redacted]	
[Redacted]	[Redacted]
[Redacted]	[Redacted]
[Redacted]	[Redacted]
[Redacted]	[Redacted]
[Redacted]	
[Redacted]	
[Redacted]	



[Redacted]

[Redacted]

[Redacted]

[Redacted]

