



Institution: Great Basin College (182306)

User ID: p1823061

Institution: Great Basin College (182306)

## Human Resources Screening Questions

Does your institution have any part-time staff?

*If you answer Yes to this question, you will be provided the screens to report part-time staff.*

- No  
 Yes

Does your institution have graduate assistants?

*If you answer Yes to this question, you will be provided the screens to report graduate assistants.*

- No  
 Yes

Does your institution have 15 or more full-time staff?

- No  
 Yes

Does your institution have a tenure system?

*If you answer Yes to this question, you will be provided the screens to report some data by tenure status.*

- No  
 Yes

Did your institution hire any full-time permanent staff who were included on the payroll of the institution between November 1, 2020 and October 31, 2021 either for the *first time* (new to the institution) or *after a break in service*? Do not exclude persons who were no longer on the payroll as of November 1, 2021. (Exclude persons who have returned from sabbatical leave and full-time instructional staff who are working less-than-9-month contracts.)

*If you answer Yes to this question, you will be provided the screens to report full-time permanent new hires in Part H.*

- No  
 Yes

Do ALL of the instructional staff at your institution fall into any of the following categories?


*If you answer Yes to any of the questions below, you will NOT be required to report Part G - Salaries for instructional staff. However, Part G will still be required for reporting data for full-time non-instructional staff.*

- No  Yes Are ALL of the instructional staff military personnel?  
 No  Yes Do ALL of the instructional staff contribute their services (e.g., members of a religious order)?

You may use the box below to provide additional context for the data you have reported above.












Institution: Great Basin College (182306)

Part A1 - Full-time Instructional Staff - Without Faculty Status

Number of Full-time Instructional Staff Without Faculty Status

As of November 1, 2021

- Report Hispanic/Latino individuals of any race as Hispanic/Latino
- Report race for non-Hispanic/Latino individuals only
- Include both Primarily Instruction and Instruction Combined with Research and/or Public Service

Men

Race/ethnicity	Without Faculty Status
<u>Nonresident alien</u>	0
<u>Hispanic/Latino</u>	



[Redacted]								
[Redacted]	[Redacted]	[Redacted]	[Redacted]	[Redacted]	[Redacted]	[Redacted]	[Redacted]	[Redacted]
[Redacted]	[Redacted]	[Redacted]	[Redacted]	[Redacted]	[Redacted]	[Redacted]	[Redacted]	[Redacted]
[Redacted]	[Redacted]	[Redacted]	[Redacted]	[Redacted]	[Redacted]	[Redacted]	[Redacted]	[Redacted]
[Redacted]	[Redacted]	[Redacted]	[Redacted]	[Redacted]	[Redacted]	[Redacted]	[Redacted]	[Redacted]
[Redacted]	[Redacted]	[Redacted]	[Redacted]	[Redacted]	[Redacted]	[Redacted]	[Redacted]	[Redacted]
[Redacted]	[Redacted]	[Redacted]	[Redacted]	[Redacted]	[Redacted]	[Redacted]	[Redacted]	[Redacted]
[Redacted]	[Redacted]	[Redacted]	[Redacted]	[Redacted]	[Redacted]	[Redacted]	[Redacted]	[Redacted]
[Redacted]	[Redacted]	[Redacted]	[Redacted]	[Redacted]	[Redacted]	[Redacted]	[Redacted]	[Redacted]

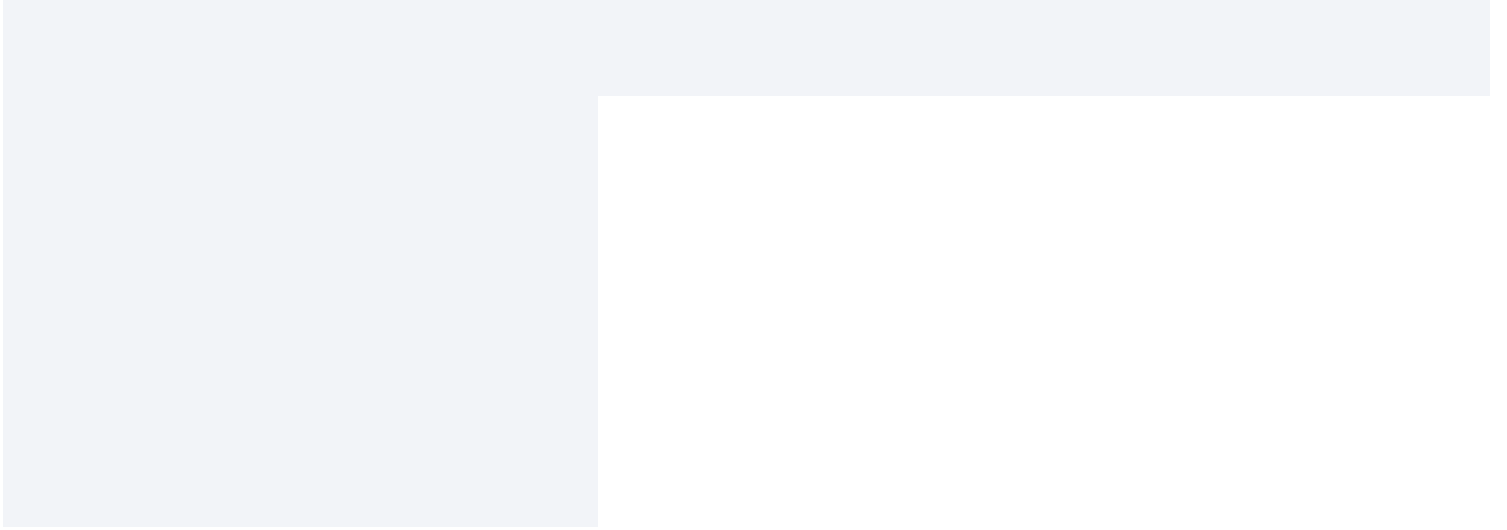
Institution: Great Basin College (182306)

Part A3 - Full-time Instructional Staff - Totals

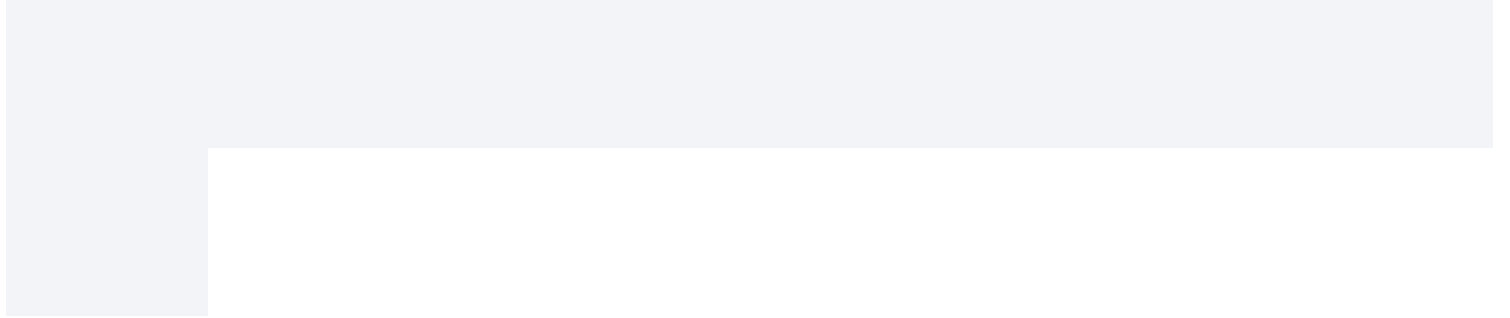
Total number of Full-time Instructional Staff

As of November 1, 2021

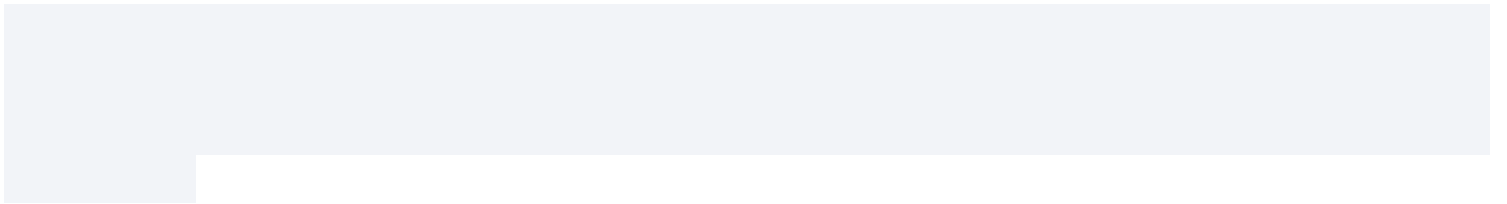

Race/ethnicity	Total men	Total women	Total (men+women)
Nonresident alien	4	1	5
Hispanic/Latino	4	2	6
American Indian or Alaska Native	1	0	1







(men+women)					
Total from prior year					







Institution: Great Basin College (182306)

Part B2 - Full-time Non-instructional Staff by Occupational Category and Tenure Status

Number of Full-time Non-instructional Staff

As of November 1, 2021

Occupational category	With Faculty Status						Without Faculty Status	Total
	Tenured	On Tenure Track	Not on Tenure Track					
			Multi-year	Annual contract	Less-than-annual contract	Indefinite duration (continuing or at-will)		
<u>Research staff</u>	<input type="text"/>	<input type="text"/>	<input type="text"/>	<input type="text"/>	<input type="text"/>	<input type="text"/>	<input type="text"/>	0
<u>Public Service staff</u>	<input type="text"/>	<input type="text"/>	<input type="text"/>	<input type="text"/>	<input type="text"/>	<input type="text"/>	<input type="text"/>	0
<u>Archivists, Curators, and Museum Technicians</u> 25-4010	<input type="text"/>	<input type="text"/>	<input type="text"/>	<input type="text"/>	<input type="text"/>	<input type="text"/>	<input type="text"/>	0
<u>Librarians and Media Collections Specialists</u> 25-4020	<input type="text" value="1"/>	<input type="text"/>	<input type="text"/>	<input type="text"/>	<input type="text"/>	<input type="text"/>	<input type="text"/>	1
<u>Library Technicians</u> 25-4030								

Part C - IDI

Rep








Part G2 - Salary Outlays for Instruction







--	--	--	--	--	--	--


Institution: Great Basin College (182306)

Part G3 - Average Salaries for Instructional Staff by Academic Rank

Average Salary by academic rank for Full-time Instructional Staff

Annual Average Salaries, 2021-22

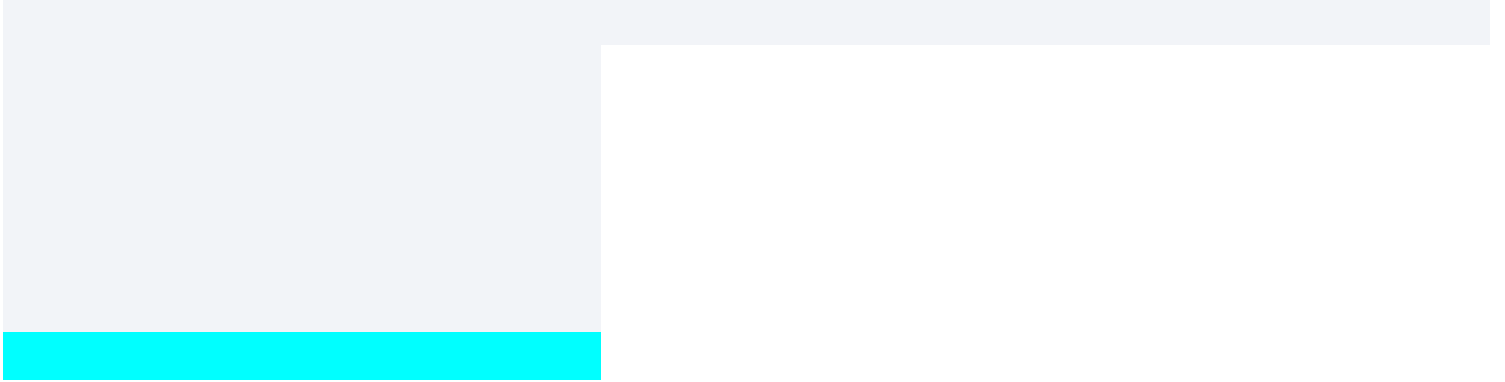
Men

Gender and academic rank	Total staff for salary reporting (from Part G, screen 1)	Annual Average Salaries				
		12 months	11 months	10 months	9 months	 Equated 9 months
Professors	22				77,605	77,605
Associate professors	0					
Assistant professors	0					
Instructors	24	71,850			65,247	64,300
Lecturers	0					
No academic rank	0					
<b>Total men</b>	<b>46</b>	<b>71,850</b>			<b>71,426</b>	<b>70,663</b>

Women

Gender and academic rank	Total staff for salary reporting (from Part G, screen 1)	Annual Average Salaries				
		12 months	11 months	10 months	5@@8.	

Part G4 -





Total from prior year					87	87
-----------------------	--	--	--	--	----	----



(men+women)					
Total from prior year		2			















Institution: ns

(men+women)







Institution: Great Basin College (182306)

User ID: p1823061

Prepared by

Prepared by

Reporting Reminders:

- The name of the preparer is being collected so that we can follow up with the appropriate person in the event that there are questions concern





Office and Administrative Support Occupations SOC 43-0000	29	0	29
Natural Resources, Construction, and Maintenance Occupations SOC 45-0000 + 47-0000 + 49-0000	9	0	9
Production, Transportation, and Material Moving Occupations SOC 51-0000 + 53-0000	0	0	0

1038081000 PMD if wvs  
 DFH WR VD @ NH7UX ub@.b H LL  
 PG  
 0 DFH WR VD @ NH7UX ub@.b H LL

Academic rank	Months Covered by Annual Salary				Total Staff for Salary reporting	Total Number of Months	Salary Outlays	Weighted Average Monthly Salaries
	12 months	11 months	10 months	9 months				
All Ranks	2			68	70	636	\$5,049,543	\$7,940
Professor				38	38	342	\$2,949,341	\$8,624
Associate professor								
Assistant professor								
Instructor	2			30	32	294	\$2,100,202	\$7,144
Lecturer								
No academic rank								

Institution: Great Basin College (182306)

User ID: p1823061

Edit Report

Human Resources

There are no errors for the selected survey and institution.