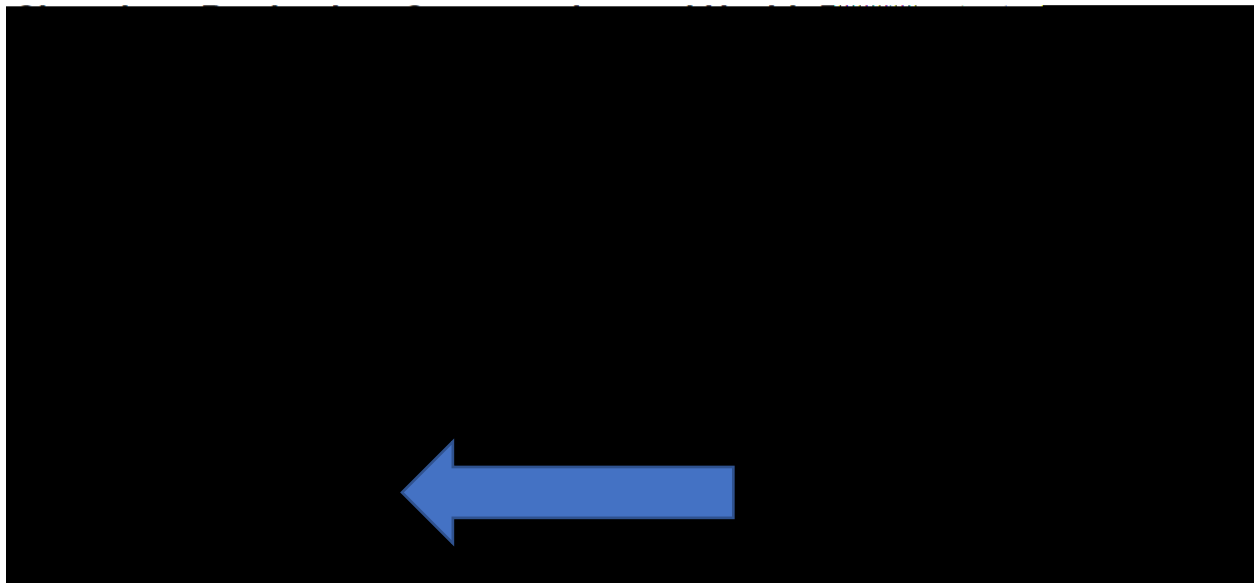


## Need Subject Terms? Not finding relevant search results?

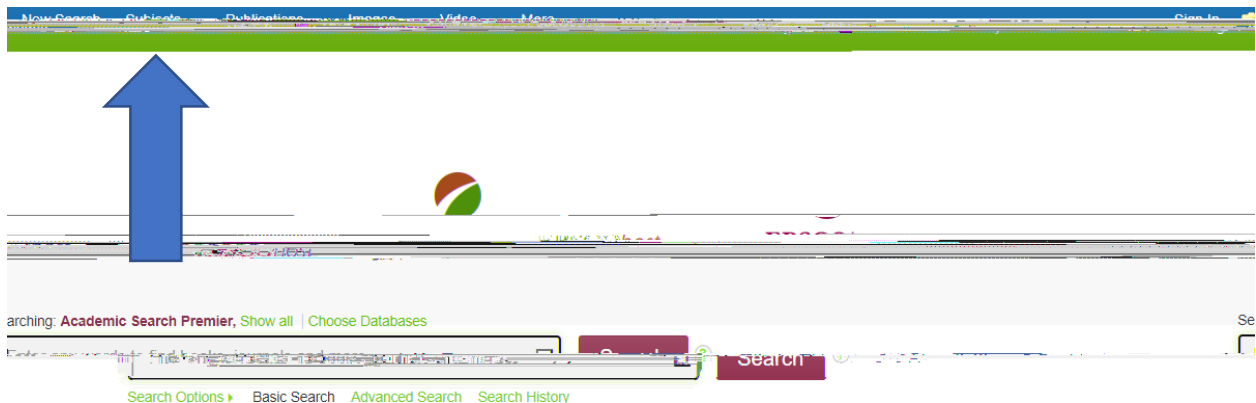
First, keep the search simple. Use one or two words or a phrase for the search engine. You probably already know how experts think about a topic. You can also use chapter titles or headings found in coursework as the search term.

## Bibliographic information

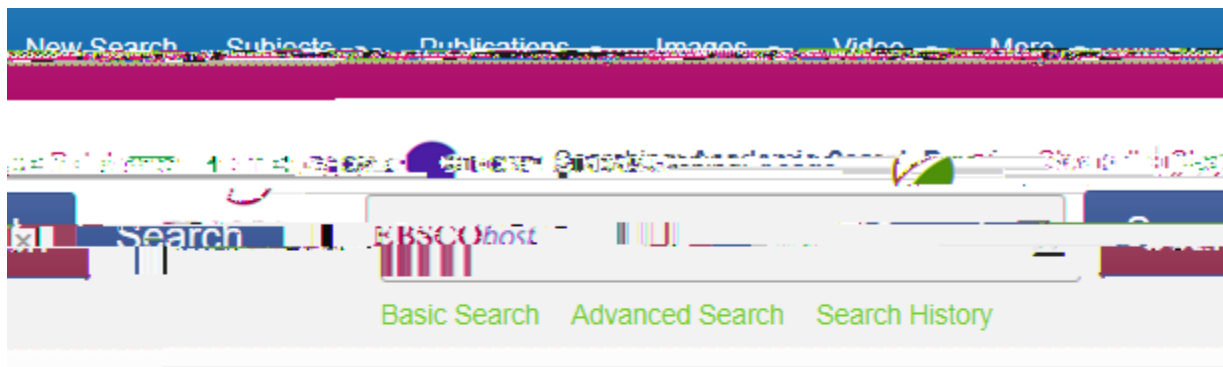
In the next image, the bibliographic information of the ebook is displayed. Here, the title of the book, the author, publication information and description or summary are found. These are important for researchers to look at. And, the Subjects now have a link. Click the link and the search engine will display all items in the collection that have the same subject heading.



Another way to view Subjects is to click the Subject button at the top of the screen when in EBSCO.



A drop-down menu will appear. HINT: If you are unfamiliar with the options, select Academic Search Complete.



Subject Terms

Relevancy Ranked

Search by Text or People

Browsing: Academic Search Complete -- Search

Term Begins With  Term Contains

Page: [◀ Previous](#) [Next ▶](#)

Type the term into the second search bar and click browse on the screen. Note the various ways the term is defined or used to organize articles and books by subject.

Click term to display details of the term. Details may include a definition as well as broader terms,

[Subjects](#) [Places](#) [People](#)

### Browsing: Academic Search Complete -- Subject Terms

showing 1 - 1 of 1 results

1 - 1 of 1 results

1 - 1 of 1 results

Select term, then add to search using:

- 2** CHOCOLATE **1**
- Broader Terms
    - COCOA products
    - FOOD
  - Related Terms
    - CHOCOLATE drinks
    - CHOCOLATE in literature

1 - 1 of 1 results

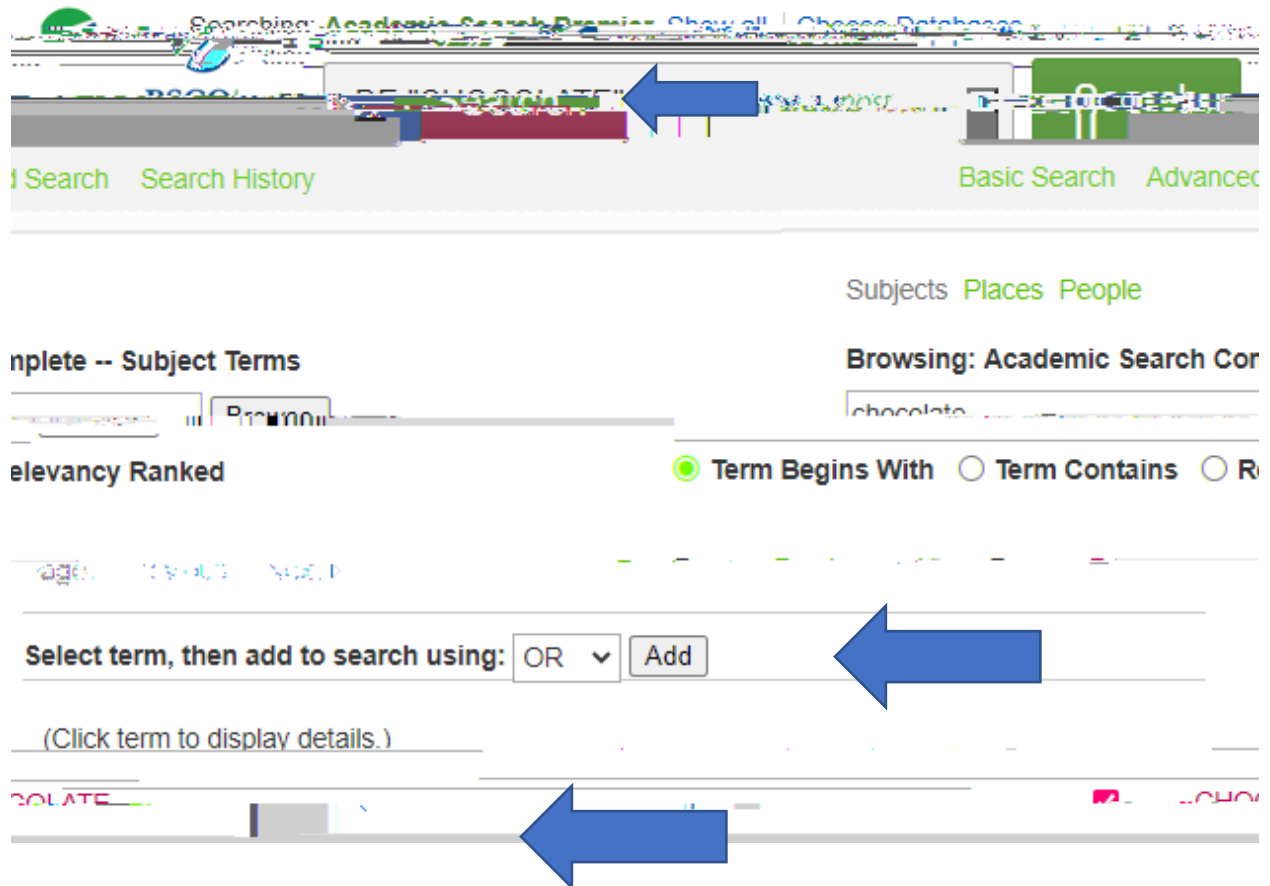
1 - 1 of 1 results

1 - 1 of 1 results

1 - 1 of 1 results

1 - 1 of 1 results

Check the box next to a term, check the add button to populate the search bar for a search. Click Search button and a subject term search is performed. All items that have been labelled Chocolate will be displayed on the results screen. Note: The DE is a command recognized by the search engine to perform a search for subject in EBSCO.



### Suggestions

1. Try using this technique the next time you're having difficulties finding relevant results
2. Try using Boolean operators to further limit or refine results.